

Login Detail

After successful registration, Principal has to make on-line entry of the Application details.

Principal has to log-in using provided User name and Password.

For log-in, either

- Click on “Go to PUC Portal and Login” displayed just below the generated User name and Password.
- Click on “Registered Principal Login” from the Puc Portal Login.
- The Screen after the above operation looks like:-

ಕರ್ನಾಟಕ ಸರ್ಕಾರ
ಪದವಿ ಪೂರ್ವ ಶಿಕ್ಷಣ ಇಲಾಖೆ
Department of Pre University Education, Karnataka

GOVERNMENT OF KARNATAKA

PUC Portal Login

Username

Password

Secret Key

Enter the text shown

Enter the CAPTCHA carefully

Login

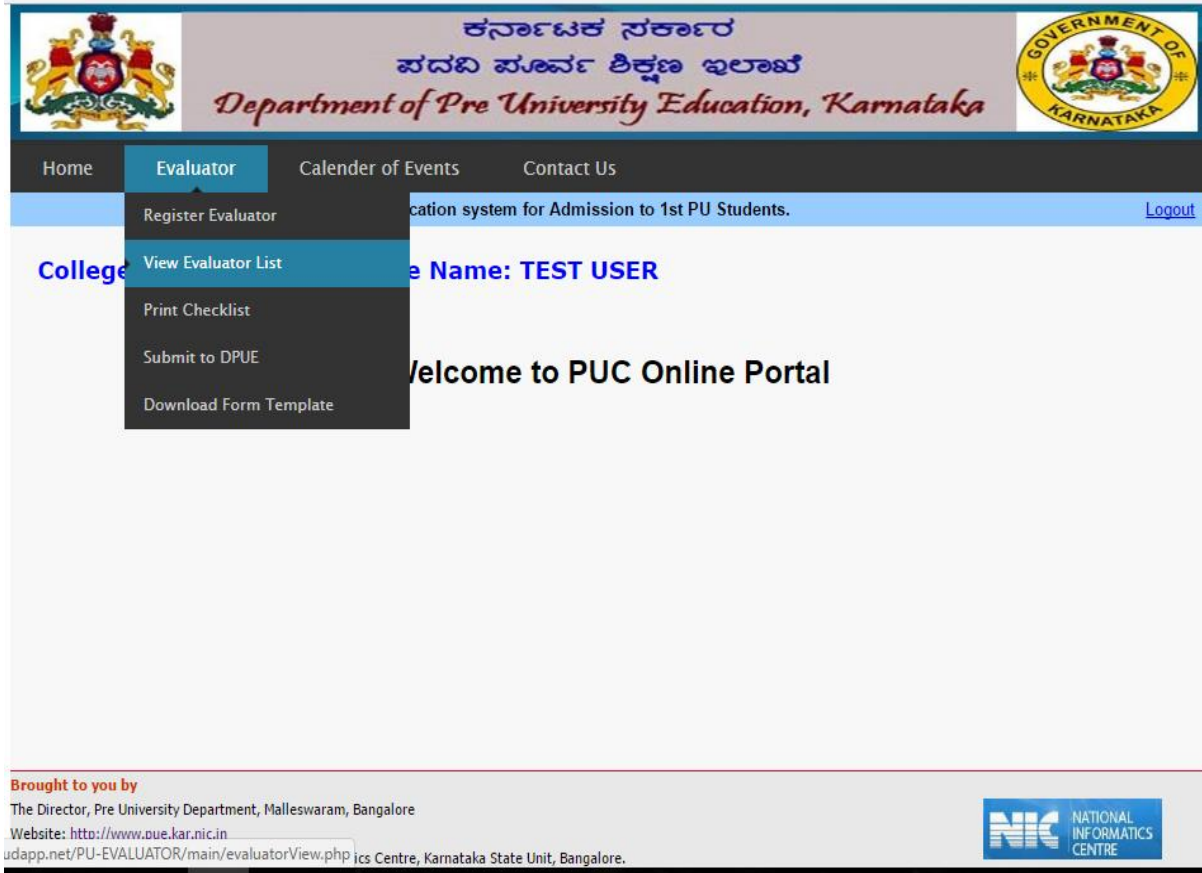
Brought to you by
The Director, Pre University Board, Malleswaram, Bangalore
Website: <http://www.pue.kar.nic.in>
Software Designed and Developed by National Informatics Centre, Karnataka State Unit, Bangalore.
Network & State Data Centre Services by e-Governance, Govt. of Karnataka

NIC NATIONAL INFORMATICS CENTRE

- **Username : Mandatory - It Contains Principal with College Code (eg : ppl_an014) (Enter ppl then press Shift key and _ (minus) Symbol College code (Shift along with _ (minus) Symbol District Code (an, mm,..) then College code 014). Example – (ppl_an014)**
- **Secret Key: Mandatory the user has to enter Secret key which is **dpue**.**
- **Password: Mandatory, should be between 8 – 14 characters, alphabets and should contain at least one special character & Number**
- **Captcha -- This is mandatory and the user has to type in the numeric code which appears on the screen.**
- **Click on ‘LOGIN’. If it is successful, user will be navigated to the “Welcome to the PUC online Portal” screen. Shown in below.**

The screenshot displays the website for the Department of Pre University Education, Karnataka. At the top, there is a header with the department's name in Kannada and English, along with the Government of Karnataka logo. Below the header is a navigation menu with options: Home, Evaluator, Calender of Events, and Contact Us. The 'Evaluator' menu is expanded, showing options: Register Evaluator, View Evaluator List, Print Checklist, Submit to DPUE, and Download Form Template. The main content area shows a 'Welcome to PUC Online Portal' message and a 'Logout' link. At the bottom, there is a footer with contact information and the NIC (National Informatics Centre) logo.

Click “View Enrolled List”



The screenshot displays the official website of the Department of Pre University Education, Karnataka. The header features the state emblem on the left and the Government of Karnataka logo on the right. The main navigation bar includes links for Home, Evaluator, Calender of Events, and Contact Us. A dropdown menu is open under the 'Evaluator' link, showing options: Register Evaluator, View Evaluator List (highlighted), Print Checklist, Submit to DPUE, and Download Form Template. The page content shows a 'Logout' link, a 'College Name: TEST USER' field, and a 'Welcome to PUC Online Portal' message. The footer contains contact information for the Director, Pre University Department, Mallewaram, Bangalore, and the NIC National Informatics Centre logo.

ಕರ್ನಾಟಕ ಸರ್ಕಾರ
ಪದವಿ ಪೂರ್ವ ಶಿಕ್ಷಣ ಇಲಾಖೆ
Department of Pre University Education, Karnataka

Home Evaluator Calender of Events Contact Us

Register Evaluator [Logout](#)

College Name: TEST USER

View Evaluator List

Print Checklist

Submit to DPUE


Download Form Template

Welcome to PUC Online Portal


Brought to you by
The Director, Pre University Department, Mallewaram, Bangalore
Website: <http://www.pue.kar.nic.in>
udapp.net/PU-EVALUATOR/main/evaluatorView.php ics Centre, Karnataka State Unit, Bangalore.

NIC NATIONAL INFORMATICS CENTRE

Enrolled Evaluator list form will open:



ಕರ್ನಾಟಕ ಸರ್ಕಾರ
ಪದವಿ ಪೂರ್ವ ಶಿಕ್ಷಣ ಇಲಾಖೆ
Department of Pre University Education, Karnataka



Home | Evaluator | Calender of Events | Contact Us




Register Evaluator | Registration system for Admission to 1st PU Students. [Logout](#)

View Evaluator List | Print Checklist | Submit to DPUE | Download Form Template

Enrolled Evaluator List


College Code: ZZ001 College Name:TEST USER

[G](#)|[H](#)|[I](#)|[J](#)|[K](#)|[L](#)|[M](#)|[N](#)|[O](#)|[P](#)|[Q](#)|[R](#)|[S](#)|[T](#)|[U](#)|[V](#)|[W](#)|[X](#)|[Y](#)|[Z](#)|


No	Name	Photo	Status	
2015039443	TEST MON	 <small>2015039443</small>	Checklist Generated	View Edit Upload Delete
2015039442	TEST SERVER	 <small>2015039442</small>	Checklist Generated	View Edit Upload Delete
2015039441	TLLLALALALAL		Not Submitted	View Edit Upload Delete

udapp.net/PU-EVALUATOR/main/evaluatorView.php

If you have any corrections in the Enrolled Evaluator List which is already entered, then you have to click Edit button .



ಕರ್ನಾಟಕ ಸರ್ಕಾರ
ಪದವಿ ಪೂರ್ವ ಶಿಕ್ಷಣ ಇಲಾಖೆ
Department of Pre University Education, Karnataka






Home Evaluator Calender of Events Contact Us

Online Application system for Admission to 1st PU Students. [Logout](#)

Enrolled Evaluator List

College Code: ZZ001 College Name: TEST USER

[A](#) | [B](#) | [C](#) | [D](#) | [E](#) | [F](#) | [G](#) | [H](#) | [I](#) | [J](#) | [K](#) | [L](#) | [M](#) | [N](#) | [O](#) | [P](#) | [Q](#) | [R](#) | [S](#) | [T](#) | [U](#) | [V](#) | [W](#) | [X](#) | [Y](#)

Eval. No.	Evaluator Name	Photo	Status	
2015039443	TEST MON	 <small>2015039443</small>	Checklist Generated	View Edit Upload Delete
2015039442	TEST SERVER	 <small>2015039442</small>	Checklist Generated	View Edit Upload Delete
2015039441	TLLLALALALAL		Not Submitted	View Edit Upload Delete

udapp.net/PU-EVALUATOR/main/evaluatorEnroll.php?id=2015039443

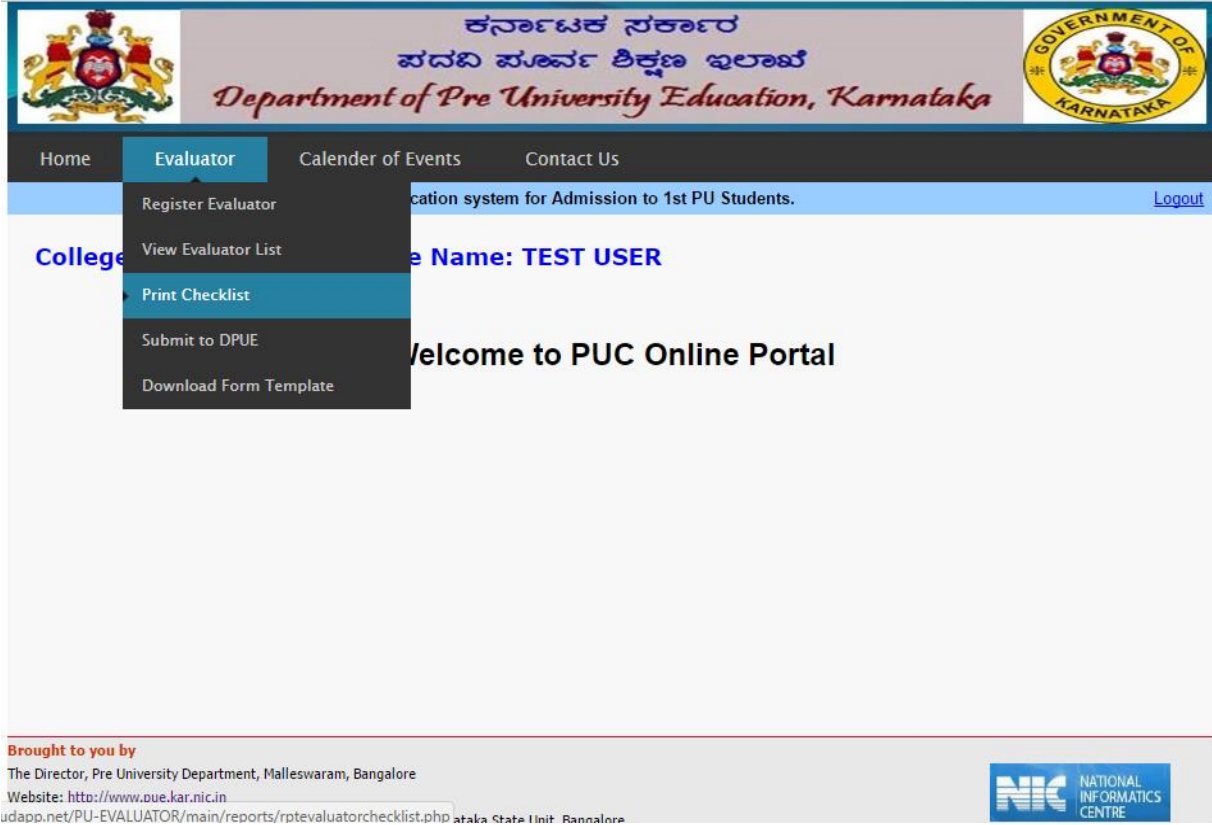
**CLICK HERE
TO EDIT**

Register Evaluator

Evaluator Name**Medium of Instruction (Preferred)****Physical Condition****Date Of Entry into Sec. Service****Professional Qualification****Are you did B. Ed****Mobile No.****Account Number****PAN Card Number****Gender****Select subject (Preferred)****Phy. Condition Percentage****Reporting Date****Additional Qualification****University Grants Commission****Bank Name****IFSC Code****Aadhar Card Number****Caste Category****Designation****Date Of Birth****Mode Of Appointment****Special Qualification****E-Mail****Branch Name****MICR Code****College Co**

**CLICK HERE
TO SUBMIT**

Click “Print Checklist”



The screenshot displays the PUC Online Portal interface. At the top, there is a header with the Government of Karnataka logo on the left and the Department of Pre University Education, Karnataka logo on the right. The header text in Kannada is "ಕರ್ನಾಟಕ ಸರ್ಕಾರ ಪದವಿ ಪೂರ್ವ ಶಿಕ್ಷಣ ಇಲಾಖೆ" and in English is "Department of Pre University Education, Karnataka". Below the header is a navigation menu with options: Home, Evaluator, Calender of Events, and Contact Us. The Evaluator menu is open, showing a list of options: Register Evaluator, View Evaluator List, Print Checklist (highlighted in blue), Submit to DPUE, and Download Form Template. The main content area shows a blue banner with the text "Registration system for Admission to 1st PU Students." and a "Logout" link. Below the banner, the user name "TEST USER" is displayed. The main heading is "Welcome to PUC Online Portal". At the bottom, there is a footer with the text "Brought to you by The Director, Pre University Department, Malleswaram, Bangalore" and the website URL "http://www.pue.kar.nic.in". The NIC National Informatics Centre logo is also present in the footer.

ಕರ್ನಾಟಕ ಸರ್ಕಾರ
ಪದವಿ ಪೂರ್ವ ಶಿಕ್ಷಣ ಇಲಾಖೆ
Department of Pre University Education, Karnataka

Home Evaluator Calender of Events Contact Us

Registration system for Admission to 1st PU Students. Logout

College Name: TEST USER


Print Checklist

Welcome to PUC Online Portal


Brought to you by
The Director, Pre University Department, Malleswaram, Bangalore
Website: <http://www.pue.kar.nic.in>
udapp.net/PU-EVALUATOR/main/reports/rpvaluatorchecklist.php Karnataka State Unit, Bangalore

NIC NATIONAL INFORMATICS CENTRE

Verify all Evaluator Enrolled data and finalize Before Submitting to DPUE



ಕರ್ನಾಟಕ ಸರ್ಕಾರ
ಪದವಿ ಪೂರ್ವ ಶಿಕ್ಷಣ ಇಲಾಖೆ
Department of Pre University Education, Karnataka



[Home](#) [Evaluator](#) [Calender of Events](#) [Contact Us](#)


Online Application system for Admission to 1st PU Students. [Logout](#)

Submit to DPUE

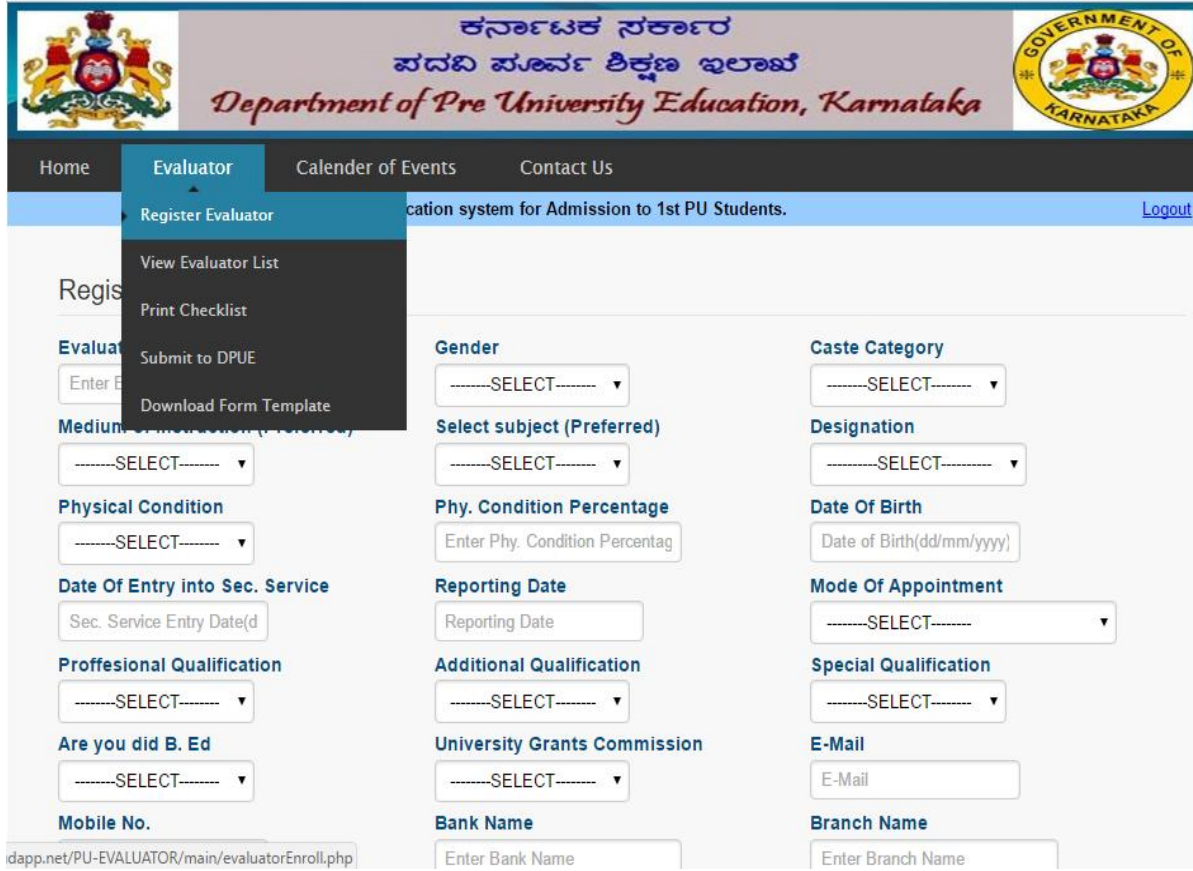
Total enrolled	17
Photo uploaded	13
Checklist Generated	12
Total enrollments submitted	0
Ready for submission	12

Do you wish to submit the 12 evaluator enrollment(s) to DPUE?

Brought to you by
The Director, Pre University Department, Malleswaram, Bangalore
Website: <http://www.pue.kar.nic.in>
Software Designed and Developed by National Informatics Centre, Karnataka State Unit, Bangalore.
Network & State Data Centre Services by e-Governance, Govt. of Karnataka



For new Enrollment Click “Register Evaluator”



The screenshot displays the website for the Department of Pre University Education, Karnataka. The header includes the department's name in Kannada and English, along with the Government of Karnataka logo. The navigation menu has 'Evaluator' selected, with a dropdown menu showing options: 'Register Evaluator', 'View Evaluator List', 'Print Checklist', 'Submit to DPUE', and 'Download Form Template'. The 'Register Evaluator' option is highlighted, and the registration form is visible. The form contains various fields for personal and professional information, including gender, caste, designation, date of birth, and qualifications.

ಕರ್ನಾಟಕ ಸರ್ಕಾರ
ಪದವಿ ಪೂರ್ವ ಶಿಕ್ಷಣ ಇಲಾಖೆ
Department of Pre University Education, Karnataka

Home Evaluator Calender of Events Contact Us

Register Evaluator Registration system for Admission to 1st PU Students. [Logout](#)

View Evaluator List
Print Checklist
Submit to DPUE
Download Form Template

Register Evaluator

Enter Evaluator Name

Medium of Instruction (Prefered)

Physical Condition

Date Of Entry into Sec. Service

Professional Qualification

Are you did B. Ed

Mobile No.

Gender

Select subject (Preferred)

Phy. Condition Percentage

Reporting Date

Additional Qualification

University Grants Commission

Bank Name

Caste Category

Designation

Date Of Birth

Mode Of Appointment

Special Qualification

E-Mail

Branch Name

Enter Bank Name

Enter Branch Name

idapp.net/PU-EVALUATOR/main/evaluatorEnroll.php

Click “Download Form Template”

The image shows a web browser window with two tabs. The active tab is titled "rptEvalUploadForm.php - Google Chrome" and shows a form titled "Photo & Signature Upload Form". The browser's address bar displays the URL: "keapu-webpp01-centin-r46j07o2.cloudapp.net/PU-EVALUATOR/main/evaluator...".

The form on the left side of the browser window is the "PUC ONLINE PORTAL" interface. It features a header with the Department of Pre-University Education logo and name in Kannada and English. A navigation menu includes "Home", "Evaluator", and "Calendar of Events". The "Evaluator" menu is expanded, showing options like "Register Evaluator", "View Evaluator List", "Print Checklist", "Submit to DPUE", and "Download Form Template" (highlighted in blue). Below the menu, there are various input fields and dropdown menus for registration details, including "Gender", "Physical Condition", "Date Of Entry into Sec. Service", "Professional Qualification", "Are you did B. Ed", and "Mobile No.". The right side of the browser window shows the "Photo & Signature Upload Form" with the following fields:

- Evaluator No.
- Gender:
- Physical Condition:
- Date Of Entry into Sec. Service:
- Professional Qualification:
- Are you did B. Ed:
- Mobile No.:

The "Photo & Signature Upload Form" contains a central box with the following instructions: "Paste Recent passport size photograph only with in the box. Do not staple or pin. With out Signature and Seal of BMC." Below this box are two empty rectangular boxes labeled "Thumb Impression of the Evaluator" and "Signature of the Evaluator".